

Fiona Klimchuk

EN30S

June 16, 2015

A Recipe for the Perfect Trip

3 cups of Fun

About 1000 pounds of Family and/or Friends

4 cameras

A cup of food

A bowl of Sun

2 tablespoons of Sunscreen

A pinch of Dog

A few injuries

2 cups of Medical supplies

Combine the first five ingredients together in a large bowl. Wait a few hours for it to become 'good' or good enough to enjoy. If you forget the sunscreen, don't worry! Add in the Medical supplies because the next ingredients in the bowl are injuries and medical supplies. Sprinkle with a pinch of dog and you have your perfect trip. NOTE: This is best served as close to home as possible because there is dog in it. You can still have it without dog, but it won't be as good. Enjoy!

*separate
into
numbered
steps*


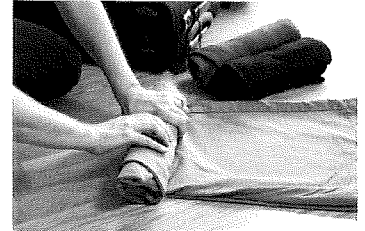




HOW TO PACK YOUR SUITCASE




1. Get a suitcase suitable for traveling. Make sure it is big enough for all of your needs and has the right things on it to suit you.
2. Roll your clothes to save space. Anything with fabric that creases easily should be folded and placed on the top. Put all of your clothes that aren't as needed at the bottom.
3. Anything breakable like cameras or straight irons should be placed in the middle of clothes to prevent them from being broken. If it is put on the side, something (like another suitcase) could damage it.
4. Shoes should be placed on the sides of the suitcase and filled with things like socks to save on space and prevent shoes from becoming flat.
5. Use smaller sized bottles for toiletries and into bags to prevent spillage onto your clothing.



*TIPS- check the weather before you go so you don't pack the wrong things.

- Heavier things like jeans should go at the bottom
- Buy compressor bags and use those for the trip back, you can save space for all of those things you bought
- If flying: wear a similar outfit for both trips and place heavy things in carry on to avoid the weight limit on suitcases



Top 10 Places to Travel to in Canada

By Fiona Klimchuk

Canada is a beautiful place; it's almost hard to believe the stark differences it holds. From completely flat Manitoba and Saskatchewan to Rocky BC and provinces boarded by oceans and not seen because of their thick, huge boreal forests. Canada is great place to travel in and see all of its incredible landscapes.

10. Whiteshell-Manitoba

Located in the South-Eastern part of Manitoba, the Whiteshell is a perfect place to be for a long weekend or vacation. It is a very popular place for all Manitobans for its cabins and many activities to do at all time during the year.

9. Montmorency-Quebec

These falls, standing at 275 ft. tall and 150 ft. wide are actually taller than the Niagara Falls which stands at 188 ft. tall. The 'chutes' are found only 20 minutes from Quebec City on the Montmorency River.

8. West Coast Trail- British Columbia

This trail was originally called the Dominion Lifesaving Trail. It is 75 km long trail mostly used for backpacking on the south-western part of Vancouver Island and is also named one of the top hiking trails in the world!

7. Bay of Fundy- New Brunswick & Nova Scotia

The Bay of Fundy can be viewed from both provinces. It is home to one of the highest tide range in the world at Burntcoat Head, NS. Hopewell Rocks are also very famous and can be viewed in New Brunswick with the tide.

6. Cavendish Beach- Prince Edward Island

Cavendish is one of the any towns on Prince Edward Island and has a fantastic beach. Beaches are different here because of the dirt red tint, also acting as a dye. The beach itself is 8 km long but only taking 5 hours to drive across PEI.

5. Tofino- British Columbia

Tofino is a small town on Vancouver Island. This place attracts many surfers because of it being one of the only spots in Canada to surf. If you don't surf, you can still camp, fish, whale watch, and do many more activities.

4. Lake Louise- Banff, Alberta

Lake Louise has one of the largest ski resorts in North America. You can easily ski, snowboard, fish, skate, go to the hot springs or spas, or sightsee depending on what time of year you visit.

3. Kelowna- British Columbia

Explore the dozens of wineries in Kelowna, get the freshest of fruit, or visit the Okanagan Lake. Visit Myra Canyon and take a ride on the redone railway on a bike on the Kettle Valley railway.



2. Cape Breton- Nova Scotia

Cape Breton is an island on the east side of Nova Scotia with an incredible amount of things to do like: canoe, kayak, whale watch, hike, shop, and learn many things. Go visit the Fortress of Louisbourg or explore the Cabot Trail.

1. Peggy's Cove

Only 1 hour from Halifax, capital of Nova Scotia, St. Maraget's Bay is home to Peggy's Cove. A small tourist trap-like town perfect to explore. Look out for the iconic lighthouse or browse through the tiny shops of Peggy's Cove.



To Do List

- ∞ Travel to Australia with my mom
- ∞ Go on a Ireland, England, and Scotland trip
- ∞ Go back to France
- ∞ Buy a professional camera to take better pictures and remember important memories
- ∞ Go to all 50 states, 7 done so far...
- ∞ Swim/ go in all of the oceans
- ∞ Go to Newfoundland and Labrador and New Brunswick, then I will have been to every province
- ∞ Go camping with my 2 best friends one summer- Black Lake?
- ∞ Go to every Harry Potter related place in the world!
- ∞ Ride on every type of transport system available
example) bus, train, submarine, etc...



Dear Diary,

It's day one of my adventure abroad. That kind of reminds me of grandma's story, "An Innocent Abroad." She wrote about her trip to Europe and I guess I am too.

Our first days started off very similarly, but she boarded a ship which took her several days to get across the ocean as I boarded a plane that would take me to Europe in several hours.

I was really glad to have some really good friends on this trip with me, it helped me not to think about home and get homesick. I thought it was kind of funny, but I got sick on my school trip in grade 9 in Canada, but not all in an entirely different CONTINENT!

Every time we went to different town, whether it is France or Spain, I was worried if I would be able to communicate with the locals. I've never had a Spanish lesson before the once lunch to prep us for Spain when we would be out exploring. Sometimes I would be so scared to talk, that I just let my friends try instead, it really was nerve-racking being in the 'real world' with no teachers to help you out. I was glad for the experience because it made me get out of my comfort zone.

In Paris and Nice, we were usually okay with languages. Everyone there spoke English anyway but helped us with our French. On our way to Vimy Ridge, we were dropped off in Arras to get lunch. A group of my friends and I stumbled upon a cute little pizzeria and shared some pie! Our first waiter didn't speak English at all and our French was okay, good enough to order some food by ourselves. Another waiter helped us out afterwards, but he had limited English. Arras isn't much of a touristy town, so the locals didn't speak English very much.

Language barriers really were our only concern- after being kidnapped, pickpocketed, or left on the subway by yourself after not being able to get on. We really did worry a lot because of all the warnings and stories we were told. Our group actually seemed quite proud of ourselves on the last night, nothing bad happened to anyone except for our tour guide! Of course it would happen to the only person who was used to that kind of thing, a little ironic to me!

I was really happy and so fortunate to have been able to do this with some really fabulous people.

Talk later Diary!



road°trip

noun

a trip in a vehicle, either planned or impromptu to go somewhere other than home for an extended period of time.

Example: Wake up guys! We're going on a roadtrip!

cam°er°a [kam-er-uh, kam-ruh]

noun

an electronic device used for capturing images of anything you would like by taking in light to capture a picture.

Example: Make sure to have your camera ready, we want lots of pictures!

pre°pared [pri-paird]

adjective

1. Having everything you may need; ready and organized

Example: I really hope you are prepared for what we are going to be doing

2. Food being ready to use immediately by the consumer

Example: I have some food prepared in the fridge, go make a sandwich.

